


Project Place 'At A Glance'

Fall/Winter 2015 Agency Performance Update¹


Our Mission

Project Place provides opportunities for homeless and low-income individuals by providing the skills, education, resources and personal supports necessary to obtain and sustain employment and housing.


Indicators of Success




Client Housing Placement Rate²



Client Housing Retention Rate³



Client Employment Placement Rate⁴



One-Year Job Retention in Mainstream Employment⁵

Comparative Indicators

Cost of Service Hourly Wage Job Placement



\$7,107

Cost for One Successful PP Client⁶



\$11.19

Average Wage of Employed PP Graduate⁸



67%

PP Employment Placement Rate⁹



\$11,680

MA Annual Cost to Shelter One Homeless Individual⁷



\$9.00

MA Minimum Wage



44%

National Employment Placement Rate¹⁰

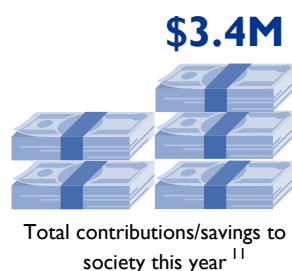

Agency Highlights

- ❄ **MA State Senator Sonia Chang-Diaz** visited Project Place to hear from current and former clients with experience reentering from prison. Senator Chang-Diaz is sponsoring a bill to prevent recidivism and invest in reintegration programs for individuals looking to change their futures through employment and housing.
- ❄ Project Place along with other members of the Boston Employer Network (BEN) joined with over 20 Boston employers for the **Boston Employer Network Career Fair**. The BEN provides coordinated access to increased earned income for homeless individuals and their families.
- ❄ Project Place hosted quarterly **Customer Service, ServSafe and OSHA** certification courses. Over 60 clients received a professional certification through these free courses.

SAVE THE DATE: The 13th Annual Spring Forward Brunch is on Sunday, March 6, 2015.

Our Impact

By providing people with the tools to achieve stability and supporting them in their efforts to get jobs and housing, we help to **transform lives**. This helps more than the individual: there is a greater social return for every individual investment in our programs. We calculate the impact of our services by examining the resources invested in the agency and comparing that to the contributions a graduate makes to society and the savings society reaps once he or she is healthy and functioning.



For every dollar contributed, society receives 100% of its investment, plus a return.

Noteworthy Numbers

In FY 2015...

- 1,484 individuals received stabilization services
- 444 clients were enrolled in programs
- 208 clients prepared to be "work ready"
- 263 clients received housing placement assistance
- 90 clients were employed through our social enterprises


During this holiday season, make the ultimate gift: jobs, housing and hope for the hundreds of homeless and low-income individuals who seek the help of Project Place each year. To make a gift, please visit projectplace.org or call 617-542-3740 ext. 422.

thank you



JOBS

HOUSING



HOPE

The Importance of Volunteers

Project Place held the first-ever Speed Interviewing event for clients earlier this year. Based on the format of a speed dating event, clients cycled through stations where they were asked an interview question and received immediate feedback.

“In the Work Ready class, part of the month is spent preparing and practicing job interviews,” said Aaryn Manning, Director of Education. “Speed Interviewing is a valuable opportunity for our clients to practice with an unfamiliar face, to build confidence and learn from someone with experience in a professional career.”



Many of our clients have limited work histories and checkered pasts. It is important that they enter an interview ready to answer tough questions and demonstrate their preparedness for a job. If you or your group would like to volunteer at a future Speed Interviewing event, please email Andrew at amalloy@projectplace.org

Notes

1. Reported agency statistics are for FY15 (July 1, 2014 to June 30, 2015.) Figures do not include unknowns.
2. Betty's Place clients only, 86% for all programs.
3. Retention rate for all housing programs.
4. Includes all Workforce Development programs.
5. Includes Social Enterprise employees placed in permanent jobs.
6. Success measured by obtaining a job or finding housing. Based on annual costs and includes client wages.
7. Source: Massachusetts Housing & Shelter Alliance
8. Includes all Workforce Development clients.
9. Includes all Workforce Development programs.
10. 44% of general homeless population have jobs as reported by National Coalition for the Homeless.
11. Social impact calculated by adding total tax base contributions, taxpayer savings and rental contributions of clients placed in permanent jobs and clients placed in stable housing in FY 2015.

Permit No. 52544

Boston MA

PAID

U.S. Postage

NON-PROFIT ORG

Performance Update Enclosed

jobs · housing · hope



1145 Washington Street Boston, MA 02118